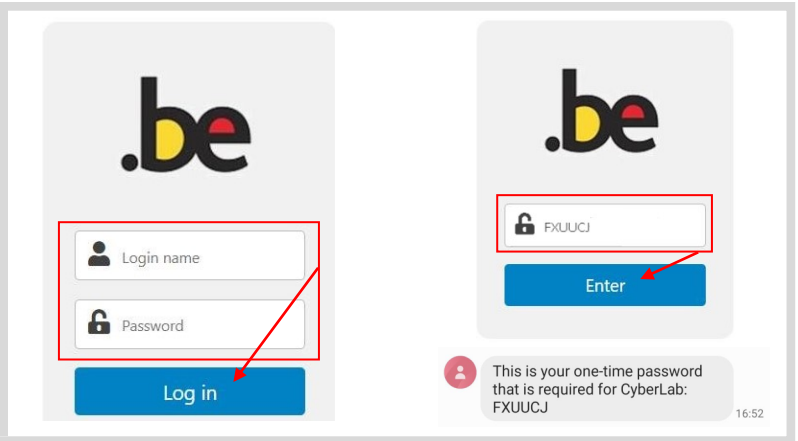


View COVID-19 lab test result

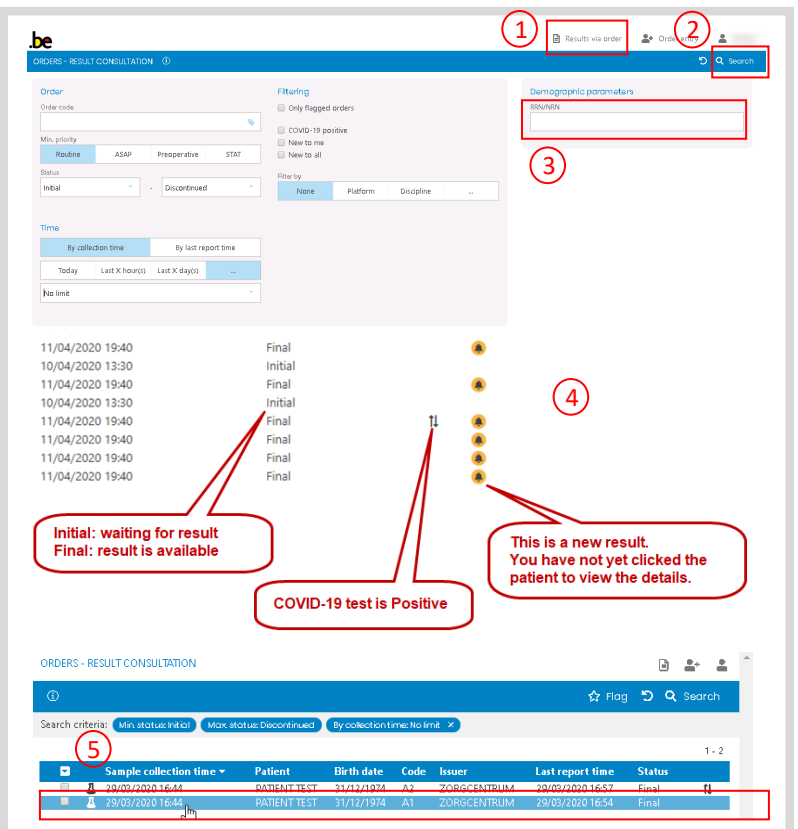
1 Login to the federal public service

1. Go to <https://covid19taskforce.sciensano.be/cyberlab/Login.jsp>
2. Enter your **login name** and **password**
3. Click **Login**
4. Enter the code that was sent to you by **SMS**
5. Click **Enter**



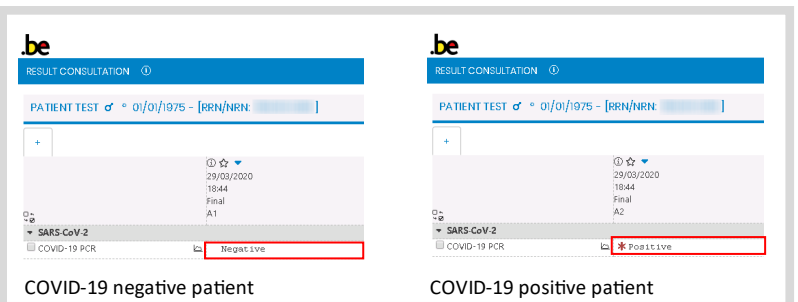
2 Lookup your patient(s)

1. Click **Results via order**
2. To view all your patients, click **Search**
3. To view one patient, enter the Rijksregisternummer / Numéro de Registre National (**RRN/NRN**) and click **Search**
4. **Info in the patient list**
5. **Click the patient** in the list to see the test result



3 COVID-19 test result

1. The result of the COVID-19 test will either be **Negative, Positive, Invalid, Non conform sample**.
Invalid: unreliable result. Take a new sample and request a new COVID-19 lab test for the patient.
Non conform sample: Pre-analytical issue with the sample. Test could not be executed.



4 Lookup another patient

1. Click **Results via order**
2. See **Step 2** on how to lookup patients

